

The best way to protect your silage!

Use **jbs barriereschutz** – silage protection nets to protect your silage film from outside influences.

jbs barriereschlauch: oxygen barriers minimize the amount of oxygen getting into the silage after opening – for the best result apply evenly spaced barrier protection belts.

jbs barriereschutz

oxygen barrier protection, opaque protective fabric, completely seamed, UV-resistance: at least 5 years

Sizes

always 5.2 m in length × width of the silo,
widths from 6 - 10 m available in 1 m increments,
widths from 10 - 26 m available in 2 m increments (even numbers)

Application

When covering the silo, make sure that the 5.2 m lengths of fabric overlap approx. 20 cm and use our barrier protection belts – **jbs barriereschlauch** – or silage gravel bags to secure overlapping. When opening the silo, either fold the fabric in two steps of 2.6 m each or uncover 5.2 m in one work step. Store fabric carefully.

Advantages of 5.2 m lengths

- You don't have to laboriously unfurl or pull along the protective fabric on top of the silo.
- Easy application and rapid demounting increase life expectancy!

jbs barriereschlauch

extremely durable PP / PE belt (silage gravel bags not included)



Erect barrier at least every 5 metres, if possible every 2.5 metres




Application


Cut off the belt to fit the width of the silo and close the ends with cable ties.

Lay **jbs barriereschlauch** across the silo and fill it with silage gravel bags at the slopes. Where necessary, cover top of the silo closely with silage

gravel bags. When opening the silo, remove the fabric right up to the belt and leave the belt as a barrier on top of the cutting surface. Next time, remove completely.



growth & success
for the best agriculture – worldwide



- opaque protective fabric
- completely seamed
- UV-resistance: at least 5 years
- protects the silage film from damages

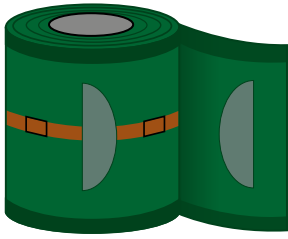


jbs barriereschutz may also be used to cover straw bales. Keeps off rain, protects from bird droppings.

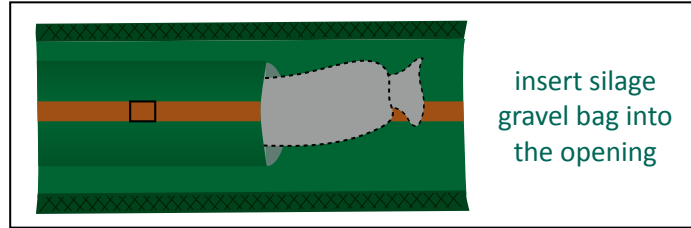


- 50 m per roll
- openings every 2 metres, for all common types of silage gravel bags
- guaranteed UV-resistance: 7 years

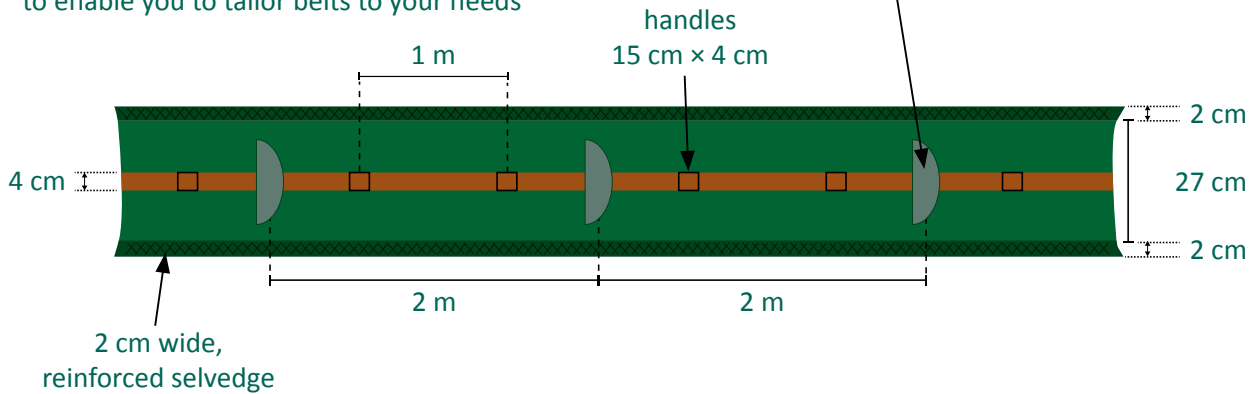
jbs barrierschlauch – install oxygen barriers very quickly



total length: 50 metres per roll in order to enable you to tailor belts to your needs



insert silage gravel bag into the opening



Close both ends with cable ties.

As matching addition:

harvest INTERNATIONAL® silosack

silage gravel bags with handle

length 90 cm

– weighs approx. 12 kg if three quarts are filled with gravel.
You will need a few more silage gravel bags, but they will be easier to handle.

length 120 cm

– weighs approx. 18 kg if three quarts are filled with gravel.
This alternative is heavier, but you will need fewer silage gravel bags.

All silage gravel bags may also be ordered filled and palletized.

- tie cord is woven into the fabric
- handles are incorporated into the fabric
- sturdy selvedge
- solid, high quality monofilament fabric
- guaranteed UV-resistance: 5 years
- colour strip woven into the fabric on one side of the bag
(Turn the gravel bags on an annual basis and double their lifespan by reducing UV exposure)

