

Extremely durable PP / PE belt

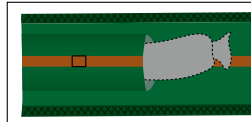
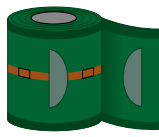
(silage gravel bags not included)

jbs barriereschlauch: oxygen barriers minimize the amount of oxygen getting into the silage after opening – for the best result apply evenly spaced barrier protection belts.

Application


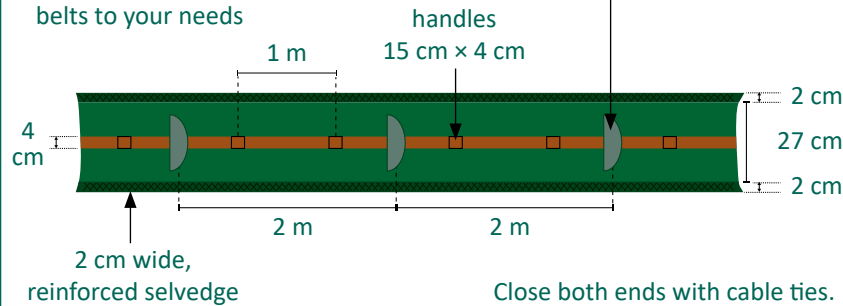
Cut off the belt to fit the width of the silo and close the ends with cable ties. Lay **jbs barriereschlauch** across the silo and fill it with silage gravel bags at the slopes. Where necessary, cover top of the silo closely with silage gravel bags. When opening the silo, remove the fabric right up to the belt and leave the belt as a barrier on top of the cutting surface. Next time, remove completely.

jbs barriereschlauch – install oxygen barriers very quickly



insert silage gravel bag into the opening

total length: 50 metres per roll
in order to enable you to tailor belts to your needs



growth & success
for the best agriculture – worldwide



- 50 m per roll
- openings every 2 metres, for all common types of silage gravel bags
- guaranteed UV-resistance: 7 years
- erect barrier at least every 5 metres, if possible every 2.5 metres

