


## Film unwinder

### Instruction sheet

How to assemble **jbs abrollbügel II** correctly:

Set-up 1 → for up to 14 metres ▪ Set-up 2 → from 16 m to 27 m




**1.**

Loosen both screws from midsection.



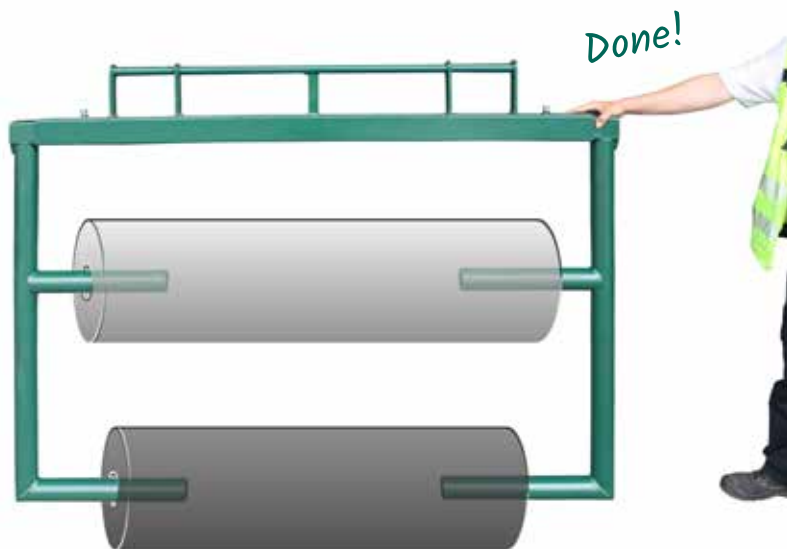
**2.**

Push the first side frame into the midsection, insert film roll(s) and close with second side frame.



**3.**

Carefully tighten both screws.



If you have any questions, please don't hesitate to call – we're happy to help!  
Tel.: 0049 4262 - 20 74 -913

